



# CGIAR Fund

## Financial Report Prepared by the Trustee

*Summary of Financial Information  
As of September 30, 2011*



## Table of Contents

Trustee Report Summary	3
CGIAR Fund Summary	6
Status of Donor Contributions (Pending and Effective Contributions)	7
Schedule of Receipts and Cash Transfers	8
Funds Held in Trust	8
Donor Contributions	9
Status of Payments on Donor Contributions	9
Donor Contributions Not Yet Paid	10
Investment Income	10
CGIAR Fund Council Approvals and Cash Transfers	11
CGIAR Fund Council Budget Approvals and Cash Transfers	11
CGIAR Fund Council CRPs Approvals and Cash Transfers	12
Window 2 CRP Contributions and Cash Transfers	12
Window 3 Cash Transfers	13
<b>Annex</b>	
Donor Contributions by Window	15
Schedule of Receipts and Cash Transfers by Window	15
<b>Glossary</b>	
Glossary	17



## Trustee Report Summary as of September 30, 2011

### Introduction

The CGIAR Fund (the “Fund”) was established as a Financial Intermediary Fund (FIF) in December 2010 in the World Bank. The Fund operates through three Windows: Window 1 funds are used to finance System Costs and may be used to finance CGIAR Research Programs (CRPs); Window 2 funds are directed by Fund Donors to eligible CRPs; and Window 3 funds are directed by Fund Donors to individual CGIAR Centers.

The information contained in this report is prepared based on financial information as of September 30, 2011. This report is produced by the Trustee in accordance with the Trustee’s role in the CGIAR Fund as set forth in Annex 2 of the Contribution Agreement section 6 which states:

*“The Trustee shall maintain separate records and ledger accounts with respect to the Contributions deposited in the CGIAR Fund and transfers made there from. The Trustee shall maintain books, records, documents, and other evidence in accordance with the Trustee’s usual accounting procedures to sufficiently substantiate the management of funds in the CGIAR Fund. The Trustee shall report to the Fund Council and all the Fund Donors annually, unless otherwise agreed with the Trustee, on the status of the CGIAR Fund.”*



## Trustee Report Summary as of September 30, 2011

### CGIAR Fund Financial Summary

#### ***Contributions***

As of September 30, 2011, contributions to the Fund from Fund Donors totaled USDeq. 280.7 million. These Fund Donors are Australia, the Bill & Melinda Gates Foundation (Gates Foundation), Denmark, Ireland, Italy, Luxembourg, Morocco, the Netherlands, New Zealand, Nigeria, Norway, Portugal, Russia, Spain, Sweden, Switzerland, Turkey, United Kingdom and the World Bank. In addition, the following Fund Donors are in the process of finalizing their first or additional contributions: Bangladesh, Gates Foundation, China, France, South Africa and the United States of America; these pledges total USDeq. 48.1 million.

#### ***Receipts***

Paid-in contributions from the Fund Donors total USD 185.7 million, of which, USD 87.6 million was paid after May 31, 2011 (the date of the last Trustee report). The breakdown of these receipts by Windows are as follows: USD 135.2 million to Window 1, USD 22 million to Window 2, USD 24.9 million to Window 3, and USD 3.6 million to the Provisional Account. Investment income earned to date totals USD 0.18 million, of which USD 0.11 million was earned between June 1, 2011 and September 30, 2011.

#### ***Funding Approvals and Commitments***

As of September 30, 2011, the total amount of USD 1,469 million was approved by the Fund Council, including USD 1,402 million approved for CRPs, USD 58 million for Funding Stability and USD 9 million for System Costs. Funds for CRPs are committed by the Trustee only when instructions for cash transfer are received from the Consortium, following relevant approval by the Fund Council. As of September 30, 2011, USD 64 million has been committed by the Trustee under Window 1 and 2.

#### ***Cash Transfers***

Based on Fund Council or Fund Donor decisions, the Trustee has to date transferred USD 80.6 million out of the CGIAR Fund, of which USD 4.6 million was transferred to the Fund Office and USD 0.9 million to the Trustee, USD 28.8 million for Funding Stability and USD 10 million to CRP 3.3 from Window 1; USD 12.6 million to CRP 7 and USD 4.7 million to CRP 3.3 from Window 2; and USD 19 million was transferred to the Centers through Window 3.

#### ***Funds Held in Trust and Funds Available for Cash Transfers***

Funds Held in Trust totaled USD 105.3 million as of September 30, 2011, an increase of USD 20.9 million since the Trustee's last report to the Fund Council. Of this amount, USD 31.2 million was pending Fund Council approval for cash transfer. The remaining amount Available for Cash Transfers totaled USD 74.2 million.



## Trustee Report Summary as of September 30, 2011

### Information Technology Platform for Financial Intermediary Funds

In May 2011, the World Bank's IT Governance Board approved a Trustee sponsored IT project entitled "Comprehensive IT Platform for Financial Intermediary Funds" ("FIF IT Project"). This project was developed in response to the growing portfolio of FIFs managed by the World Bank. The CGIAR Fund will be supported by this effort.

The overall aim of the FIF IT Project is to decrease or eliminate the need for home-grown systems for each FIF with in-house secretariats housed at the World Bank, thereby reducing overall costs. The FIF IT Project is designed to support data management, project lifecycle, workflow, and internet tools for reporting and managing FIF funds. The following are the key objectives of the FIF IT Project:

- Standardized Platform for FIFs: Develop a standardized, configurable platform for FIF Trustee and in-house Secretariat functions that build upon the synergies and similarities across FIFs.
- Business Integration: Develop an automated system workflow to minimize duplication of efforts and data storing across partners, eliminating paper and manual reporting and reconciliation between the partners.
- Collaboration/Socialization: Develop a web-based platform that can be leveraged across FIFs to provide a space for non-workflow communications across the partners.
- Transparency: Develop and maintain a public website to provide FIF financial information, consistent with the applicable disclosure policies of the Bank and the relevant FIF, to promote accountability and align the Bank with the policies of major public sector institutions.
- Reporting and Management Tools: Develop common information platform to improve delivery of standardized products to clients, support deliberative discussions and decision making, and strengthen compliance with relevant governing body policies.

### Launch of Trustee Websites

On October 31, 2011, the Trustee will launch a website catering solely to FIFs, ([www.worldbank.org/trustee](http://www.worldbank.org/trustee)) which will disseminate for each FIF (i) financial information and trend analysis; (ii) scheduled reports; (iii) financial statements; (iv) governance documents; and (v) links to helpful resources. Future plans include the addition of interactive capabilities to retrieve, filter, and download 'real-time' financial information and run analytical reports.

In July 2011, as part of the World Bank's Open Data Access Initiative, the Trustee launched a portal for Financial Intermediary Funds (FIFs), which include the CGIAR Fund, on the "**World Bank Finances**" website (<https://finances.worldbank.org/>). This website provides donor contribution data for each FIF as well as funding approvals, and Trustee commitments and cash transfers to the MDBs. All information is available for download and filtering.



## 1. CGIAR Fund Summary – Inception through September 30, 2011

<i>in USD millions</i>	Total	% of Total
<b>Donor Contributions</b>		
Contributions	280.7	85%
Pending Contributions	48.1	15%
<b>Total Donor Contributions</b>	<b>328.8</b>	<b>100%</b>

<b>Cumulative Resources</b>		
<u>Resources received</u>		
Cash Receipts	185.7	56%
Investment Income earned	0.2	0%
Total Resources Received	185.9	57%
<u>Resources not yet received</u>		
Pending Contributions	48.1	15%
Contributions not yet received	95.0	29%
Total resources not yet received	143.1	43%
<b>Total Cumulative Resources (A)</b>	<b>329.0</b>	<b>100%</b>

<b>Funding Decisions Net of Cancellations</b>		
Indicative Funding Approved by Fund Council	1,469.5	98%
<i>of which committed</i>	63.7	4%
<i>of which transferred</i>	61.6	4%
Cancellations	-	0%
Window 3 designations to Centers	24.5	2%
<i>of which committed</i>	19.5	1%
<i>of which transferred to Centers</i>	19.0	1%
<b>Total Funding Decisions Net of Cancellations (B)</b>	<b>1,494.0</b>	<b>100%</b>
<b>Cumulative Resources Net of Funding Decisions (A) - (B)</b>	<b>(1,165.0)</b>	

<b>Funds Available for Cash Transfer</b>		
Funds Held in Trust	105.3	
Amounts requested, pending cash transfer	31.2	
<b>Total Funds Available for Cash Transfer</b>	<b>74.2</b>	



## 2. Contributions - the following table details the total value of the pending and effective contributions as of September 30, 2011

Contributor	Currency	Pending	Effective	Current Value in	
		Contributions	Contributions	Total	USD million
Australia	AUD	-	6.51	6.51	6.95
Bangladesh	USD	0.10	-	0.10	0.10
China	USD	1.52	-	1.52	1.52
Denmark	DKK	-	30.00	30.00	5.44
France	EUR	1.10	-	1.10	1.48
Gates Foundation	USD	10.90	3.78	14.68	14.68
IBRD	USD	-	100.00	100.00	100.00
Ireland	EUR	-	1.75	1.75	2.60
Italy	EUR	-	1.40	1.40	1.93
Luxembourg	EUR	-	2.60	2.60	3.51
Morocco	USD	-	0.50	0.50	0.50
Netherlands	EUR	-	4.00	4.00	5.39
New Zealand	NZD	-	2.50	2.50	2.01
Nigeria	USD	-	0.39	0.39	0.39
Norway	NOK	-	110.00	110.00	19.95
Portugal	EUR	-	0.45	0.45	0.63
Russian Federation	USD	-	15.00	15.00	15.00
South Africa	USD	0.50	-	0.50	0.50
Spain	USD	-	0.50	0.50	0.50
Sweden	SEK	-	111.50	111.50	16.79
Switzerland	CHF	-	14.00	14.00	15.53
Turkey	USD	-	0.50	0.50	0.50
United Kingdom	USD	-	15.34	15.34	15.34
United Kingdom	GBP	-	40.25	40.25	64.01
United States	USD	33.58	-	33.58	33.58
					<b>328.82</b>



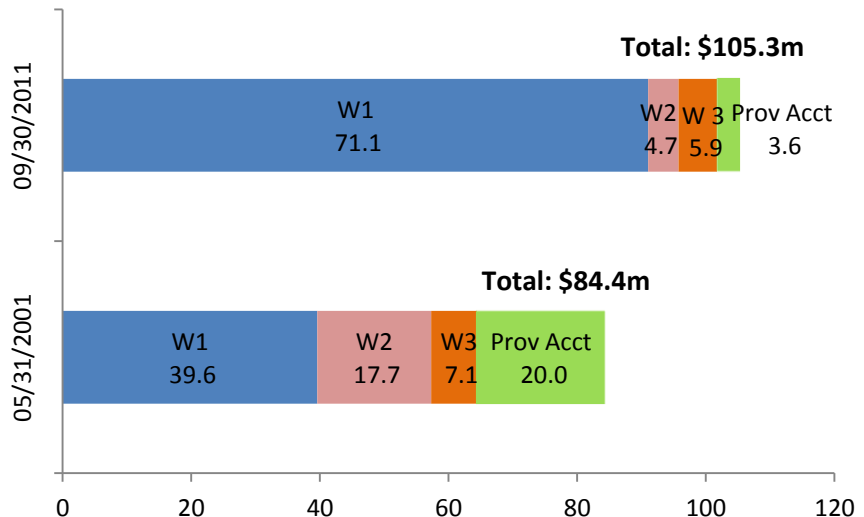
Expressed in USDeq. millions

### 3. Schedule of Receipts and Cash Transfers

	As of September 30, 2011	As of May 31, 2011
<b>1. Cumulative Receipts</b>	<b>185.92</b>	<b>98.16</b>
a. Cash receipts	185.74	98.09
b. Investment income earned	0.18	0.07
<b>2. Cumulative Cash Transfers</b>	<b>80.58</b>	<b>13.72</b>
a. Centers	75.08	9.34
b. System Costs	5.50	4.38
c. Other	-	-
<b>3. Funds Held in Trust</b>	<b>105.34</b>	<b>84.43</b>

### 4. Funds Held in Trust

Funds Held in Trust totaled USDeq. 105.3 million as of September 30, 2011, an increase of USDeq. 20.9 million.

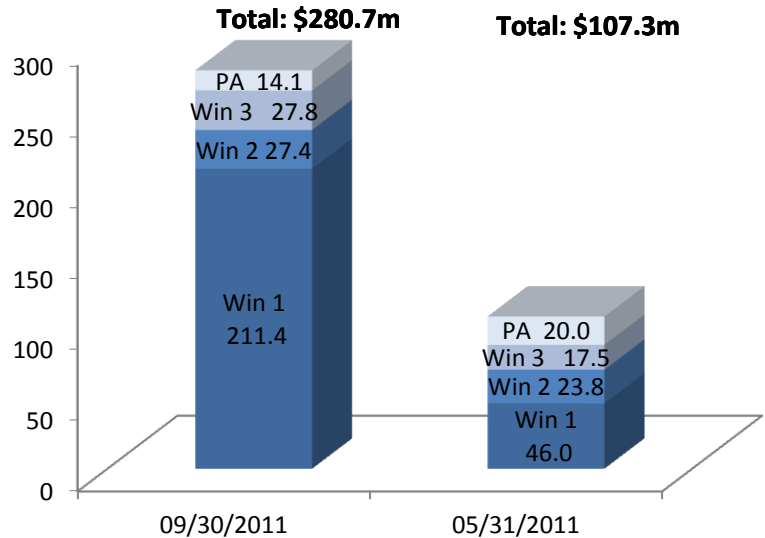




Expressed in USDeq. millions

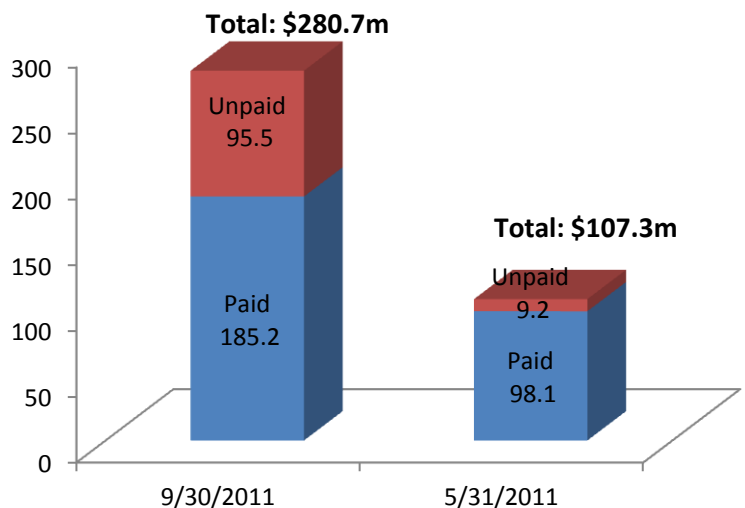
## 5. Donor Contributions

Donor contributions totaled USDeq. 280.7 million as of September 30, 2011. Seventy-five percent of donor contributions are to Window 1; ten percent are to Window 2; and ten percent are to Window 3; five percent are designated to the Provisional Account.



## 6. Status of Donor Contribution Payments

Of the USDeq. 280.7 million contributed by donors, 66% are paid-in and 34% are not yet paid.



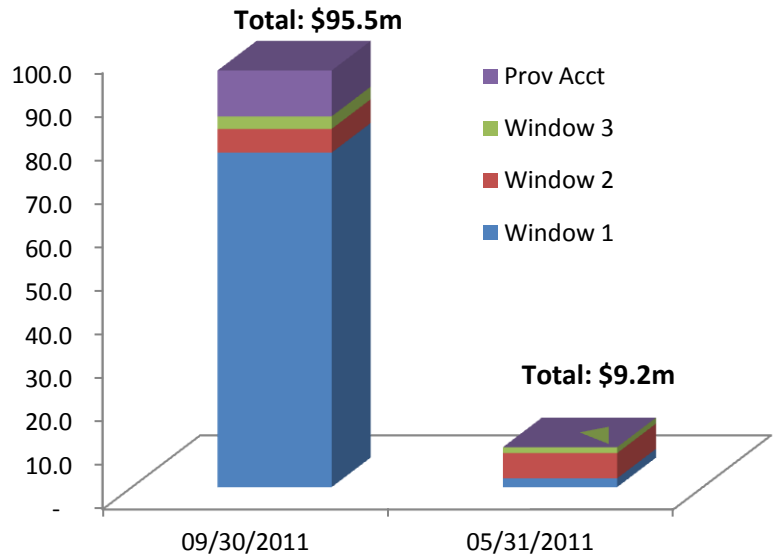


Expressed in USDeq. millions

## 7. Donor Contributions Not Yet Paid

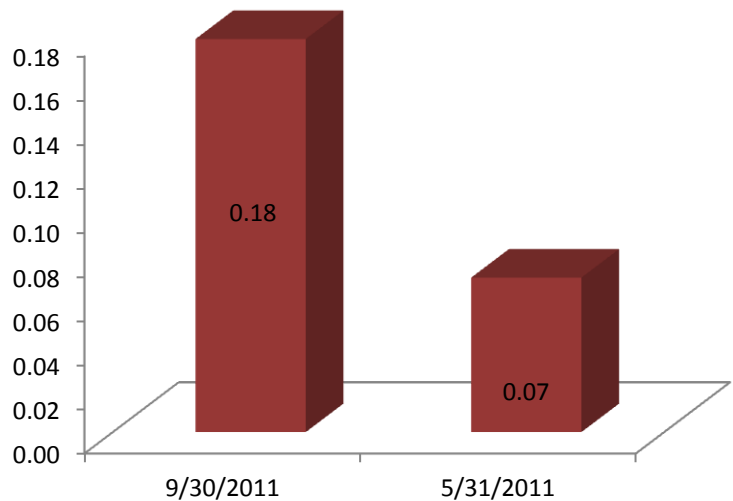
Donor contributions not yet paid total USDeq. 95.5 million:

-Russia	USD 10.5m	PA
-BMGF	USD 0.5m	WIN1
-IBRD	USD 50.0m	WIN1
-Italy	EUR 0.7m	WIN1
-Luxembourg	EUR 0.9m	WIN1
-Nigeria	USD 0.2m	WIN1
-UK	GBP 15.0m	WIN1
-Denmark	DKK 30.0m	WIN2
-Luxembourg	EUR 1.7m	WIN3
-Morocco	USD 0.5m	WIN3
-Nigeria	USD 0.1m	WIN3



## 8. Investment Income

The CGIAR Fund funds are invested in cash. The Fund has earned USDeq. 178 thousand in Investment Income since inception.





## 9. CGIAR Fund Council Approvals and Cash Transfers - this table presents amounts approved by the Fund Council and transferred, as of September 30, 2011

*in USDeq. millions*

	<b>Approved by Council (Total Budget)</b>	<b>Year 1 CRP Budget</b>	<b>Amounts transferred</b>	<b>Balance to be transferred</b>
	(a)	(b)	(c)	(d) = (b) - (c)
<b>CRPs</b>	1,402.5	259.7	27.3	232.4
<b>Funding Stability</b>	57.6	57.6	28.8	28.8
<b>System costs</b>	9.5	9.5	5.5	4.0
<b>Total</b>	<b>1,469.5</b>	<b>326.7</b>	<b>61.6</b>	<b>265.2</b>

## 10. CGIAR Fund Council Budget Approvals and Cash Transfers - this table presents system costs amounts approved by the Fund Council and transferred, as of September 30, 2011

*in USDeq. millions*

	<b>Approved by Council</b>	<b>Amounts transferred</b>	<b>Balance to be transferred</b>
	(a)	(b)	(c) = (a) - (b)
<b>System costs</b>			
Fund Office Budget (including ISPC Chair) a/	4.6	4.6	-
ISPC Budget (excluding Chair)	2.2	-	2.2
Trustee Budget	0.9	0.9	-
Consortium Budget	1.8	-	1.8
<b>Total</b>	<b>9.5</b>	<b>5.5</b>	<b>4.0</b>

a/ Includes FO budget USD 0.8 million for 2010, USD 3.5 million for 2011, and ISPC Chair Budget of USD 0.3 million



### 11. CGIAR Fund Council CRPs Approvals and Cash Transfers - this table presents CRPs amounts approved by the Fund Council and transferred, as of September 30, 2011

in USDeq. millions

CRPs		Total FC Allocated Component of CRP Budget (W1&2)	Year 1 of FC Allocated Component (W1&2)	Amounts transferred (c)	Balance of Year 1 budget to be transferred (d) = (b) - (c)	Balance of amounts in Window 2		Amounts needed to cover Year 1 budget (g)=(d)-(e)-(f)
						Cash (e)	Not yet received (f)	
1.1 Dry areas	Cat. II appr.	70.3	13.1	-	13.1	1.5	-	11.6
1.3 Aquatic ag systems	Cat. I appr.	32.3	8.9	-	8.9	-	-	8.9
2 Policies, institutions, markets	Cat. II appr.	139.9	29.9	-	29.9	-	-	29.9
3.1 Wheat	Cat. II appr.	40.9	13.0	-	13.0	-	-	13.0
3.2 Maize	Cat. I appr.	44.7	14.2	-	14.2	0.8	-	13.4
3.3 GRiSP	Cat. I appr.	382.7	34.9	14.7	20.2	1.1	-	19.1
3.4 Roots, tubers, and bananas	Cat. II appr.	135.6	38.4	-	38.4	-	-	38.4
3.7 Meat, milk, and fish	Cat. I appr.	35.2	10.3	-	10.3	-	-	10.3
4 Agriculture for improved nutrition and health	Cat. II appr.	93.6	17.2	-	17.2	-	-	17.2
6 Forests, trees and agroforestry	Cat. I appr.	90.3	25.3	-	25.3	-	-	25.3
7 CCAFS	Cat. I appr.	323.9	41.4	12.6	28.8	0.8	5.3	22.7
Genebanks	Cat. I appr.	13.1	13.1	-	13.1	-	-	13.1
<b>Total</b>		<b>1,402.5</b>	<b>259.7</b>	<b>27.3</b>	<b>232.4</b>	<b>4.1</b>	<b>5.3</b>	<b>223.0</b>

### 12. Window 2 CRP Contributions and Cash Transfers - this table presents amounts contributed by donors and transferred to Lead Centers, as of September 30, 2011

in USDeq. millions

CRPs		Donor Contributions		Amounts Transferred (c)	Cash balance in Window 2 (d) = (a) - (c)
		Received (a)	Not Yet Received (b)		
1.1 Dry areas	Cat. II appr.	1.5	-	-	1.5
1.3 Aquatic ag systems	Cat. I appr.	-	-	-	-
2 Policies, institutions, markets	Cat. II appr.	-	-	-	-
3.1 Wheat	Cat. II appr.	-	-	-	-
3.2 Maize	Cat. I appr.	0.8	-	-	0.8
3.3 GRiSP	Cat. I appr.	5.8	-	4.7	1.1
3.4 Roots, tubers, and bananas	Cat. II appr.	-	-	-	-
3.7 Meat, milk, and fish	Cat. I appr.	-	-	-	-
4 Agriculture for improved nutrition and health	Cat. II appr.	-	-	-	-
6 Forests, trees and agroforestry	Cat. I appr.	-	-	-	-
7 CCAFS	Cat. I appr.	13.3	5.3	12.6	0.8
Genebank	Cat. I appr.	-	-	-	-
<b>Total</b>		<b>21.4</b>	<b>5.3</b>	<b>17.3</b>	<b>4.1</b>



**13. Window 3 Cash Transfers** - this table presents amounts transferred from Window 3 to Centers in accordance with Donors' designations, as of September 30, 2011

*in USD millions*

<b>Center Name</b>	<b>Amount Transferred</b>
ICARDA	1.74
CIMMYT	1.48
ICRAF	0.76
CIAT	0.76
IRRI	1.69
ILRI	1.53
WorldFish Center	0.99
ICRISAT	1.19
Bioversity	1.03
CIFOR	0.69
AFRICA RICE CENTER	0.75
CIP	2.98
IITA	0.76
IWMI	1.18
IFPRI	1.50
<b>Total</b>	<b>19.02</b>



## ANNEX

**A1. Donor Contribution Agreements/Arrangements** - this table presents the data on contribution agreements effective as of September 30, 2011

Donor	Currency	Total	Window 1	Window 2	Window 3	Provisional Account
Australia	AUD	6,509,880	-	-	6,509,880	-
Gates Foundation	USD	3,776,088	2,000,000	-	1,776,088	-
Denmark	DKK	30,000,000	-	30,000,000	-	-
Ireland	EUR	1,752,500	900,000	852,500	-	-
Italy	EUR	1,397,205	797,205	-	600,000	-
Luxembourg	EUR	2,600,000	880,000	-	1,720,000	-
Morocco	USD	500,000	-	-	500,000	-
Netherlands	EUR	4,000,000	4,000,000	-	-	-
New Zealand	NZD	2,500,000	2,500,000	-	-	-
Nigeria	USD	386,397	336,397	-	50,000	-
Norway	NOK	110,000,000	110,000,000	-	-	-
Portugal	EUR	450,000	-	250,000	200,000	-
Russian Federation	USD	15,000,000	1,500,000	1,500,000	-	12,000,000
Spain	USD	500,000	500,000	-	-	-
Sweden	SEK	111,500,000	48,200,000	-	63,300,000	-
Switzerland	CHF	14,000,000	5,290,000	2,250,000	4,560,000	1,900,000
Turkey	USD	500,000	-	-	500,000	-
United Kingdom	GBP	40,250,000	30,000,000	10,250,000	-	-
United Kingdom	USD	15,340,627	15,340,627	-	-	-
World Bank	USD	100,000,000	100,000,000	-	-	-

Expressed in USDeq. millions

**A2. Schedule of Receipts and Cash Transfers** - the following table details total value of receipts, cash transfers and the Funds Held in Trust as of September 30, 2011 and the breakdown by Windows

	Total	Window 1	Window 2	Window 3	Prov Acct
<b>1. Cumulative Receipts</b>	<b>185.92</b>	<b>135.35</b>	<b>22.00</b>	<b>24.97</b>	<b>3.60</b>
a. Cash receipts	185.74	135.21	21.97	24.95	3.61
b. Investment income earned	0.18	0.14	0.03	0.02	(0.01)
<b>2. Cumulative Cash Transfers</b>	<b>80.58</b>	<b>44.29</b>	<b>17.27</b>	<b>19.02</b>	<b>-</b>
a. Centers	75.08	38.79	17.27	19.02	
b. System Costs /a	5.50	5.50	-	-	
c. Other	-	-	-	-	
<b>3. Funds Held in Trust</b>	<b>105.34</b>	<b>91.06</b>	<b>4.73</b>	<b>5.95</b>	<b>3.60</b>

a/ The Fund Council approved a budget for the Consortium Board (USD 0.93 million) and the Consortium Office (USD 4.66 million) to cover 2011 costs. These costs will be funded from a combination of Window 1 funds and the Change Initiative Facility. The actual amount to be funded from Window 1 is yet undetermined. In addition, from the USD 21.97 million and USD 24.95 million from Windows 2 and 3 respectively, the Trustee has set-aside USD 0.97 million for the cost sharing percentage.



## Glossary



## Glossary

Term	Definition
Approvals	See Funding Approvals
Cancellations	Funds that have been released back to the pool of available funds.
Cash Transfers	Payments made out of a trust fund.
Contributions	Funds provided or to be provided based on the basis of a signed agreement or arrangement between donor(s) and the World Bank as trustee for the trust fund.
Commitments	Obligations to provide financing to a recipient(s) through a legal agreement.
Contribution Agreement or Arrangement	A document entered into between the donor and the Trustee in respect to the donor's contribution to the Fund.
Contributions Paid-in	Amount of Contribution received by the Trustee in the form of Cash or Promissory Notes.
Encashment	Draw down (payment in cash) of a promissory note.
Financial Intermediary Fund (FIF)	A FIF is an arrangement that can be either a trust fund or a financial platform that typically leverages a variety of public and private resources in support of international initiatives; they enable the international community to provide a direct and coordinated response to global priorities.
Funding Approvals	Decisions taken by a governing body to provide financing.
Funds Held in Trust	Represents cash and balances from promissory notes held in the trust fund.
Pending Contributions	Amounts of donor contribution agreements being negotiated.
Promissory Notes	A document containing a promise to pay which is irrevocable and legally binding. Promissory notes are payable on demand, can be paid in accordance with agreed schedules, and are non-interest bearing.
Provisional Account	The account of the CGIAR Fund to which Fund Donors may contribute funds without initially specifying any designations.
Receipts	Cash, promissory notes, and investment income received by the trust fund.
Restricted Funds	Funds held in trust that are not available to the governing body for funding decision purposes.
Set-Aside	Funds that have been reserved based on governing body funding decision and pending commitment by the Trustee.
Systems Costs	Costs incurred for coordinating governance, administration, and business processes at the overall system level.